



Test Report

n

Report nº: ACL 251/13Date: 2013/08/14

Requested by:

Name: VISOUND ACÚSTICA, LDAAddress: Avenida do Polo, 3, nº 159, Paços de Ferreira, 4590 - 137 CarvalhosaContact: Fax.: ----- Phone: 255093565 e-mail: jorge@vicoustic.com

Manufacturer and test specimen identification:

Name*: VISOUND ACÚSTICA, LDATest specimen*: Cinema Round Premium

Test data:

Test: Laboratory measurement of sound absorption (in a reverberation room) (Ref. ACL.02)Date: 2013/08/12

Empty reverberation room:

Reverberation room with test specimen:

Temperature (°C): 24.3Temperature (°C): 24.6Relative Humidity (%): 65.1Relative Humidity (%): 63.0Standard: NP EN ISO 354:2007Operator(s): Ana NevesReport author(s): Ana Neves

Test specimen description:

Area of the test specimen (m²): 10.8

Set of 15 absorbent panels with reference "Cinema Round Premium" composed of polyurethane foam, fabric cover and MDF support wood, with individual dimensions of 1200mm x 600mm and 75mm maximum thickness (our reference ACL223A/13). The panels were disposed side by side over the reflector pavement of the reverberation room, corresponding to an assembly classified as type "A", in agreement with the standard NP EN ISO 354. The collocation of the sample in the reverberation room followed the indications of standard NP EN ISO 354, defining a total area of 10.8 m².

Reverberation room description:

Volume of the reverberation room (m³): 204.0

The reverberation room has a rectangular shape, in plant, with approximately 5,85m x 5,85m and a ceiling height of 5,85m. In order to comply with NP EN ISO 354:2007, 15 polycarbonate diffusing elements were used, with 30 m² of total area and different concave and convex geometries, randomly placed on the ceiling of the reverberation room, helping to create a diffuse field and to comply with the specified maximum absorption areas. The total surface area of the room (walls, floor and ceiling) is 211,65 m² and the volume of the reverberation room is 203,98 m³.

Test equipment:

Acoustic chambers at ITeCons; "Bruel & Kjaer" Pulse multianalyser system, PUL02, model 3560-C-T46, with five acquisition channels; "Bruel & Kjaer" rotating microphone boom, type 3923, GIR01, with "Bruel & Kjaer" 1/2" microphone, type 4190, MIC06; sound level meter calibrator, type 4231, from "Bruel & Kjaer", CLS04; omnidirectional sound source OMNIPOWER 4292, from "Bruel & Kjaer", FSO03; thermohygrometer THR09.

Additional information related with the test:


Number of microphone positions: 3 Number of source positions: 4Number of decays per microphone/source combination: 3Evaluation method of reverberation time: based on decay curvesMeasurement in bands of: One-third-octave

Notes: The present report cannot be reproduced, except in full, without the written agreement of ITeCons.


The results are valid exclusively for the tested specimens.

Data reported with * supplied by customer.

page 1/2



Picture of the test specimen:



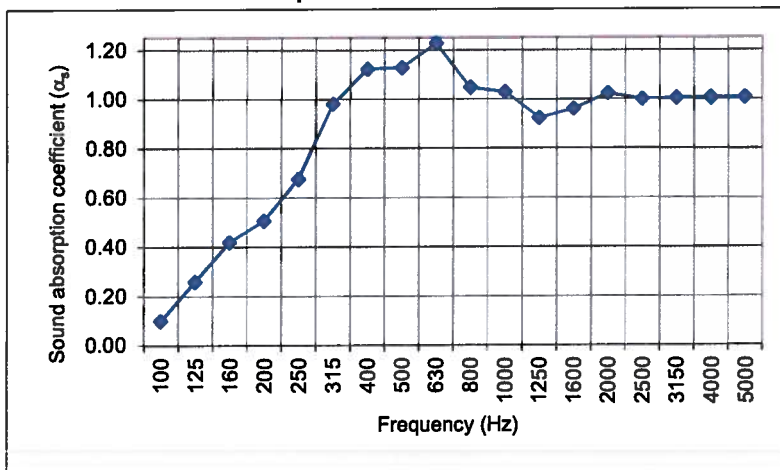
Average reverberation times (T1 - empty reverberation room; T2 - reverberation room with test specimen):

Freq. (Hz)	100	125	160	200	250	315	400	500	630
T1 (s)	21.13	12.50	10.81	8.74	8.14	7.90	9.10	10.21	9.54
T2 (s)	12.42	6.03	4.32	3.54	2.89	2.22	2.08	2.12	1.96
Freq. (Hz)	800	1000	1250	1600	2000	2500	3150	4000	5000
T1 (s)	8.88	8.33	7.78	6.78	6.05	4.76	4.08	3.55	2.84
T2 (s)	2.18	2.17	2.30	2.15	1.98	1.85	1.73	1.63	1.46

Sound absorption coefficient (α_s):

Freq. (Hz)	100	125	160	200	250	315	400	500	630
α_s	0.10	0.26	0.42	0.51	0.68	0.98	1.12	1.13	1.23
Freq. (Hz)	800	1000	1250	1600	2000	2500	3150	4000	5000
α_s	1.05	1.03	0.92	0.96	1.02	1.00	1.00	1.01	1.01

Graphical presentation of the sound absorption coefficient:



Remarks:

Empty box for remarks.

Technical responsibility

Paulo Amado Mendes
(Paulo Amado Mendes, Technical and Scientific Supervisor)



Notes: The present report cannot be reproduced, except in full, without the written agreement of ITeCons.
The results are valid exclusively for the tested specimens.